


# OETQ Student Survey 6- 12 Pre 2010 DDI H/VI H

1. I have been told about the study and I know why it is being done and what to do. I know that I do not have to do it if I do not want to. If I have questions I can ask my teacher. I know that I can stop at any time.			
		Response Percent	Response Count
I understand and will begin the survey.		100.0%	21
I would rather not do it.		0.0%	0
	<b>answered question</b>		<b>21</b>
	<b>skipped question</b>		<b>0</b>




2. Where do you go to school?				
			Response Percent	Response Count
IS 5			0.0%	0
IS 10			0.0%	0
IS 61			0.0%	0
IS 72			0.0%	0
IS 73			0.0%	0
IS 77			0.0%	0
IS 89			0.0%	0
IS 91			0.0%	0
IS 93			0.0%	0
IS 125			0.0%	0
IS 126			0.0%	0
IS 141			0.0%	0
IS 144			0.0%	0
IS 145			100.0%	21
IS 157			0.0%	0
IS 185			0.0%	0
IS 189			0.0%	0
IS 204			0.0%	0
IS 217			0.0%	0
IS 230			0.0%	0
IS 237			0.0%	0
PS 12			0.0%	0
PS 14			0.0%	0
PS 19			0.0%	0




PS 30	0.0%	0
PS 54	0.0%	0
PS 76	0.0%	0
PS 92	0.0%	0
PS 111	0.0%	0
PS 127	0.0%	0
PS 151	0.0%	0
PS 153	0.0%	0
Al-Iman School	0.0%	0
Al-Manoor School	0.0%	0
Bais Yaakov Academy	0.0%	0
Bnos Malka Academy	0.0%	0
El-Ber Islamic School	0.0%	0
Flushing High School	0.0%	0
Forest Hills HS	0.0%	0
Grover Cleveland HS	0.0%	0
Jamaica HS	0.0%	0
John Bowne High School	0.0%	0
Hevach High School	0.0%	0
Long Island City High School	0.0%	0
Machon Academy	0.0%	0
Martin Luther HS	0.0%	0
The Muslim Center Elementary School	0.0%	0
Newcomers High School	0.0%	0
Newtown HS	0.0%	0
Our Lady of Mercy	0.0%	0



Our Lady of Sorrows		0.0%	0
Queens Academy HS		0.0%	0
Queens Lutheran School		0.0%	0
Queens Vocational HS		0.0%	0
Razi School		0.0%	0
Redeemer Lutheran		0.0%	0
Resurrection Ascension School		0.0%	0
St. Adalbert		0.0%	0
St. Francis of Assisi School		0.0%	0
St. John Lutheran School		0.0%	0
St. Kevin School		0.0%	0
St. Mel School		0.0%	0
St. Nicholas of Tolentine		0.0%	0
St. Raphael School		0.0%	0
Sacred Heart School		0.0%	0
Shaarei Zion Ohel Bracha		0.0%	0
Tiferes Torah Institute		0.0%	0
William Cullen Bryant High School		0.0%	0
Yesheiva Tifereth Moshe		0.0%	0
Yeshivat Our Haim		0.0%	0
Other		0.0%	0
other school (please specify)			0
	<b>answered question</b>		<b>21</b>
	<b>skipped question</b>		<b>0</b>



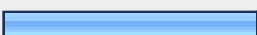

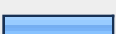
3. What grade are you in?			
		Response Percent	Response Count
6th	<div><div></div></div>	100.0%	21
7th		0.0%	0
8th		0.0%	0
9th		0.0%	0
10th		0.0%	0
11th		0.0%	0
12th		0.0%	0
		<b>answered question</b>	<b>21</b>
		<b>skipped question</b>	<b>0</b>


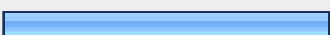



4. How often do you use your computer at home for homework?			
		Response Percent	Response Count
I don't have a computer at home	<div><div></div></div>	16.7%	3
I don't use my home computer for homework	<div><div></div></div>	22.2%	4
A few times a year	<div><div></div></div>	5.6%	1
About once a month		0.0%	0
<b>About once a week</b>	<div><div></div></div>	<b>33.3%</b>	<b>6</b>
Almost every night	<div><div></div></div>	22.2%	4
		<b>answered question</b>	<b>18</b>
		<b>skipped question</b>	<b>3</b>




5. Compared to last year, this year my teachers are using computers...			
		Response Percent	Response Count
less		33.3%	6
about the same amount		33.3%	6
more		33.3%	6
answered question			18
skipped question			3






6. Compared to last year, this year students in my grade are using computers...			
		Response Percent	Response Count
less		11.1%	2
about the same amount		11.1%	2
more		77.8%	14
answered question			18
skipped question			3

7. During this school year, how much time per week did you spend using computers in your class(es)?			
		Response Percent	Response Count
Not at all		0.0%	0
Less than one period per week		0.0%	0
1 or 2 periods (or a double period) per week		80.0%	16
3 to 4 periods per week		20.0%	4
More than 4 periods per week		0.0%	0
answered question			20
skipped question			1






8. During this school year, I typed up reports and assignments.			
		Response Percent	Response Count
Never		22.2%	4
A few times a year		16.7%	3
<b>About once a month</b>		<b>38.9%</b>	<b>7</b>
About once a week		5.6%	1
Almost every day		16.7%	3
		<b><i>answered question</i></b>	<b>18</b>
		<b><i>skipped question</i></b>	<b>3</b>




9. During this school year, I made spreadsheets and graphs.			
		Response Percent	Response Count
Never		11.1%	2
<b>A few times a year</b>		<b>50.0%</b>	<b>9</b>
About once a month		11.1%	2
About once a week		5.6%	1
Almost every day		22.2%	4
		<b><i>answered question</i></b>	<b>18</b>
		<b><i>skipped question</i></b>	<b>3</b>



10. During this school year, I used blogs to communicate with other students and teachers			
		Response Percent	Response Count
Never		77.8%	14
A few times a year		11.1%	2
About once a month		11.1%	2
About once a week		0.0%	0
Almost every day		0.0%	0
<b>answered question</b>			<b>18</b>
<b>skipped question</b>			<b>3</b>






11. During this school year, I did research on the Internet for a report or assignment.			
		Response Percent	Response Count
Never		22.2%	4
A few times a year		5.6%	1
About once a month		11.1%	2
About once a week		55.6%	10
Almost every day		5.6%	1
<b>answered question</b>			<b>18</b>
<b>skipped question</b>			<b>3</b>










12. During this school year, I made a PowerPoint presentation.			
		Response Percent	Response Count
Never		33.3%	6
A few times a year		38.9%	7
About once a month		5.6%	1
About once a week		16.7%	3
Almost every day		5.6%	1
		<b>answered question</b>	<b>18</b>
		<b>skipped question</b>	<b>3</b>


13. During this school year, I used the computer to make a graphic novel.			
		Response Percent	Response Count
Never		83.3%	15
A few times a year		11.1%	2
About once a month		0.0%	0
About once a week		5.6%	1
Almost every day		0.0%	0
		<b>answered question</b>	<b>18</b>
		<b>skipped question</b>	<b>3</b>




14. During this school year, I took a test on the computer.			
		Response Percent	Response Count
Never		5.6%	1
<b>A few times a year</b>		<b>94.4%</b>	<b>17</b>
About once a month		0.0%	0
About once a week		0.0%	0
Almost every day		0.0%	0
<b>answered question</b>			<b>18</b>
<b>skipped question</b>			<b>3</b>



15. During this school year, I used a computer program to improve my study skills or learning skills.			
		Response Percent	Response Count
Never		16.7%	3
A few times a year		5.6%	1
About once a month		5.6%	1
<b>About once a week</b>		<b>66.7%</b>	<b>12</b>
Almost every day		5.6%	1
<b>answered question</b>			<b>18</b>
<b>skipped question</b>			<b>3</b>






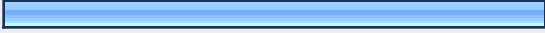


16. During this school year, I made or listened to a podcast.			
		Response Percent	Response Count
Never		77.8%	14
A few times a year		5.6%	1
About once a month		0.0%	0
About once a week		11.1%	2
Almost every day		5.6%	1
answered question			18
skipped question			3

17. During this school year, I made or edited a webpage or worked in a web environment, like a wikispace.			
		Response Percent	Response Count
Never		11.1%	2
A few times a year		0.0%	0
About once a month		0.0%	0
About once a week		83.3%	15
Almost every day		5.6%	1
answered question			18
skipped question			3

18. This school year, I collected data using equipment that go with the computer, like probes or PDAs.			
		Response Percent	Response Count
Never		100.0%	18
A few times a year		0.0%	0
About once a month		0.0%	0
About once a week		0.0%	0
Almost every day		0.0%	0
answered question			18
skipped question			3

19. This school year, I made or edited a video or movie.			
		Response Percent	Response Count
Never		83.3%	15
A few times a year		5.6%	1
About once a month		0.0%	0
About once a week		11.1%	2
Almost every day		0.0%	0
answered question			18
skipped question			3

20. During the past school year, I created or contributed to a web-based map or timeline.			
		Response Percent	Response Count
Never		94.4%	17
A few times a year		0.0%	0
About once a month		0.0%	0
About once a week		0.0%	0
Almost every day		5.6%	1
	<b>answered question</b>		<b>18</b>
	<b>skipped question</b>		<b>3</b>

21. In which classes do you use technology. (Check all that apply)			
		Response Percent	Response Count
Math		94.4%	17
Sciences		11.1%	2
English Language Arts		83.3%	15
<b>Social Studies</b>		<b>100.0%</b>	<b>18</b>
Art		0.0%	0
Music		0.0%	0
Physical Education/Gym		5.6%	1
ESL or ELL		83.3%	15
<b>Computer Class</b>		<b>100.0%</b>	<b>18</b>
Multi-Media		0.0%	0
None of the Above		5.6%	1
Other (please specify)			0
		<b><i>answered question</i></b>	<b>18</b>
		<b><i>skipped question</i></b>	<b>3</b>

22. How well do you know how to use the following equipment, applications or web sites?					
	I never tried	I know the basics	I'm pretty good	I'm an expert	Response Count
Digital camera or video	23.5% (4)	23.5% (4)	17.6% (3)	<b>35.3% (6)</b>	17
Audacity or GarageBand	<b>94.1% (16)</b>	0.0% (0)	0.0% (0)	5.9% (1)	17
iMovie or Movie Maker	<b>58.8% (10)</b>	17.6% (3)	11.8% (2)	11.8% (2)	17
Wikispaces	17.6% (3)	29.4% (5)	<b>41.2% (7)</b>	11.8% (2)	17
NYLearns	<b>100.0% (17)</b>	0.0% (0)	0.0% (0)	0.0% (0)	17
Teacher/Class Blogs	<b>88.2% (15)</b>	5.9% (1)	5.9% (1)	0.0% (0)	17
Google Maps	<b>41.2% (7)</b>	17.6% (3)	17.6% (3)	23.5% (4)	17
Comic Life	<b>88.2% (15)</b>	5.9% (1)	5.9% (1)	0.0% (0)	17
	<b><i>answered question</i></b>				<b>17</b>
	<b><i>skipped question</i></b>				<b>4</b>

23. How much do you agree with these statements?						
	Strongly Disagree	Disagree	Agree	Strongly Agree	Rating Average	Response Count
I am able to learn more when I use computers in my school.	7.1% (1)	21.4% (3)	<b>57.1% (8)</b>	14.3% (2)	2.79	14
I work harder on my assignments when I am using a computer.	<b>38.5% (5)</b>	23.1% (3)	30.8% (4)	7.7% (1)	2.08	13
I would be a better student if I got to use technology more in school.	23.1% (3)	<b>30.8% (4)</b>	<b>30.8% (4)</b>	15.4% (2)	2.38	13
Teachers in this school know a lot about how to use computers to help students learn more.	7.7% (1)	15.4% (2)	<b>46.2% (6)</b>	30.8% (4)	3.00	13
There are enough computers in my school for students to use for their schoolwork.	<b>42.9% (6)</b>	28.6% (4)	21.4% (3)	7.1% (1)	1.93	14
I am using computers in my class (es) in ways that other students in this school are not.	<b>71.4% (10)</b>	14.3% (2)	14.3% (2)	0.0% (0)	1.43	14
I have shown other students how to do things with computers.	0.0% (0)	33.3% (4)	<b>41.7% (5)</b>	25.0% (3)	2.92	12
I have shown a teacher how to do things with computers.	<b>50.0% (6)</b>	25.0% (3)	16.7% (2)	8.3% (1)	1.83	12
I use computers more in my class (es) than other students in this school	<b>83.3% (10)</b>	0.0% (0)	8.3% (1)	8.3% (1)	1.42	12
	<b>answered question</b>					<b>14</b>
	<b>skipped question</b>					<b>7</b>